



CMS IHS DATA MATCH  
RESULTS

National Indian  
Health Board



Rochelle Ruffer, PhD  
Tribal Health Data Project Director

Jeannie Le, MPH  
Data Visualization Analyst

National Indian  
Health Board





THE ORIGINAL  
GOAL OF THE  
CMS/IHS DATA  
MATCH

**To identify the  
number of  
American  
Indians/Alaska  
Natives enrolled in  
Medicaid**

# BACKGROUND

## DATA USED

IHS 2019 user population - anyone who utilized IHS/Tribal/Urban (I/T/U) services at least once during October 2016- September 2019

2019 T-MSIS Medicaid data

## DATA MATCH

Variables used: (last four digits SS #, birth date, gender, state, some characters of name)

Health Apt performed the data match

## ACCESS TO DATA

The data was deposited in the Virtual Resource Data Center (VRDC) with four variables: State, Bene\_ID, IHS flag (only equal to 1), and IHS identifier

# WHAT WE KNOW

In 2019, the number of IHS users who were enrolled in Medicaid is equal to:

824,605

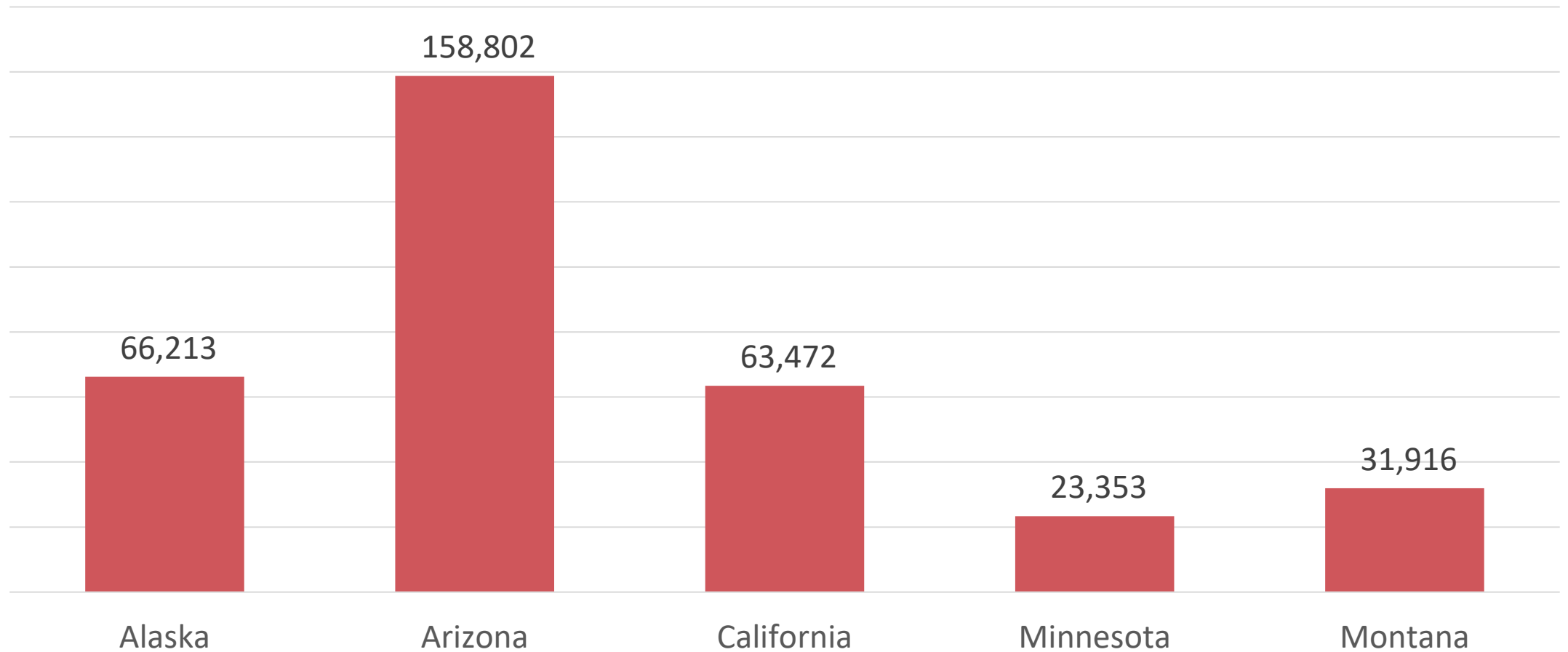


# WHAT WE DON'T KNOW

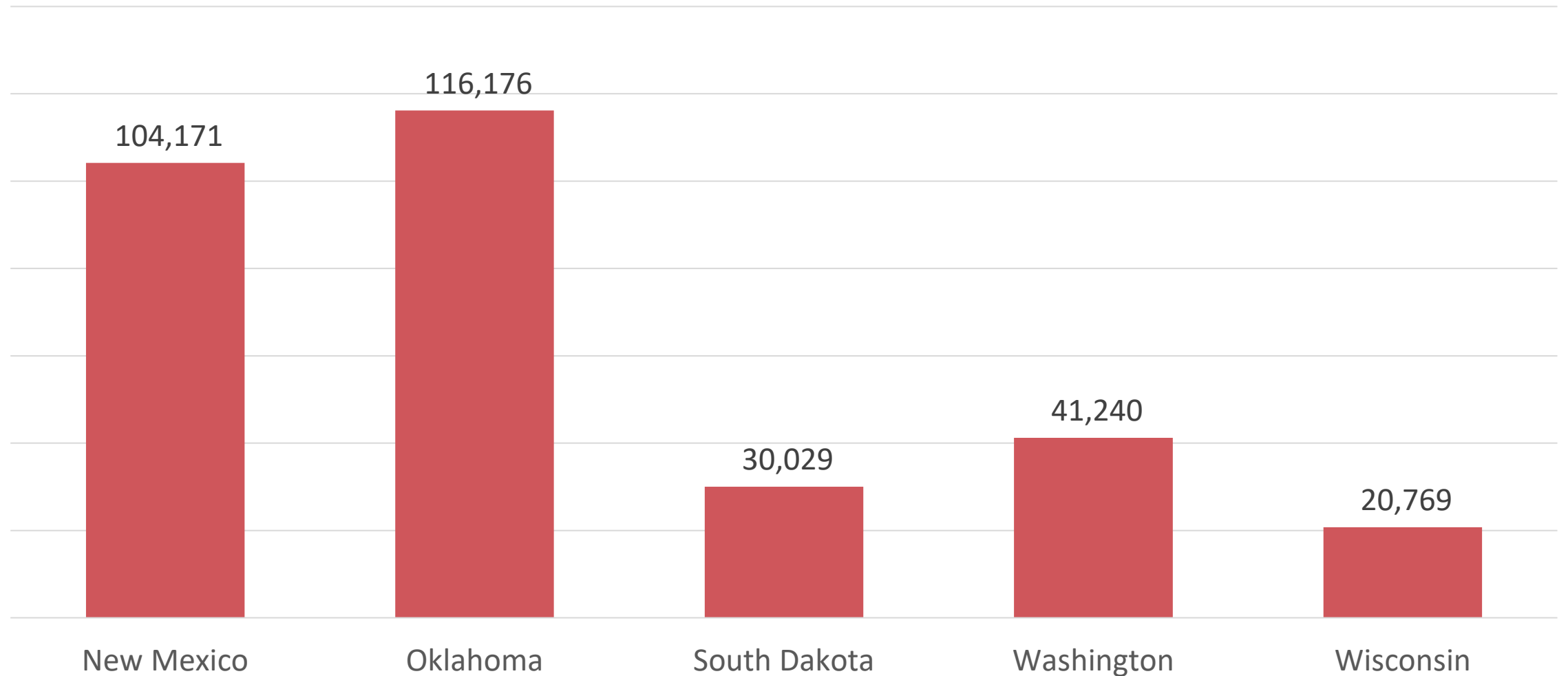
- Summary Statistics of Two Merged Files
  - From IHS: Total IHS User population?
  - From Medicaid/T-MSIS: Total number of people enrolled in Medicaid?
- How do the results compare over time?
- Characteristics of those IHS users enrolled in Medicaid.
- What does it mean to have different calendars used - IHS uses CY and CMS uses FY?
- How many AI/ANs are enrolled in Medicaid for 2019?



# 2019 IHS USER POPULATION MEDICAID ENROLLMENT



# 2019 IHS USER POPULATION MEDICAID ENROLLMENT





# ENROLLMENT RATES

- 2019 ACS AI/AN Medicaid Enrollment Rate:

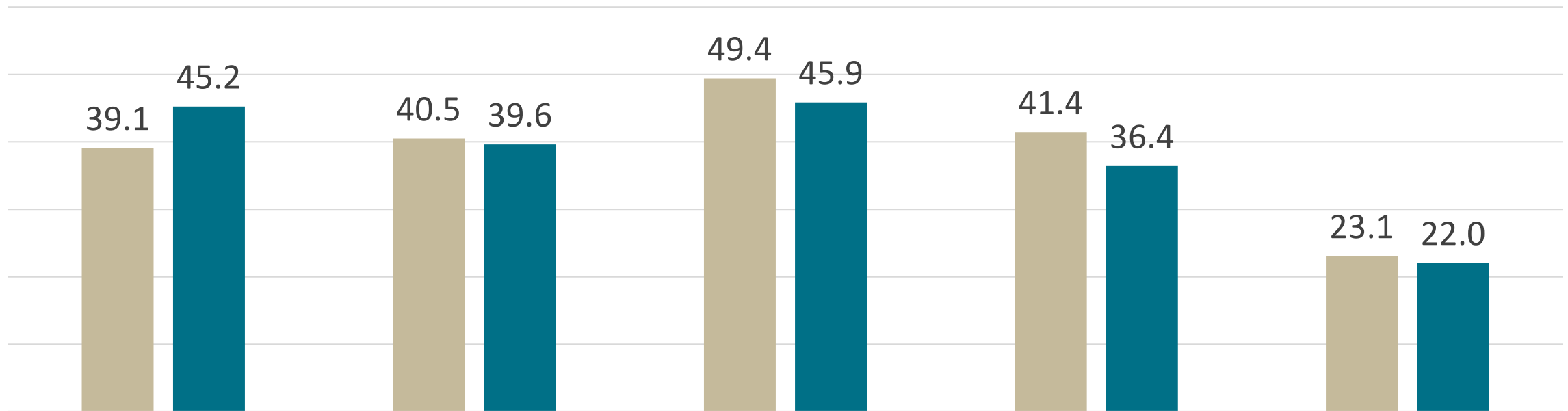
$$\frac{\text{2019 ACS AI/AN Medicaid Enrollment}}{\text{2019 ACS AI/AN Population}}$$

- 2019 IHS user population AI/AN Medicaid Enrollment Rate:

$$\frac{\text{2019 IHS User Population Medicaid Enrollment}}{\text{2019 ACS AI/AN Population}}$$



# COMPARISON OF MEDICAID ENROLLMENT RATES (%)



Alaska

Arizona

New Mexico

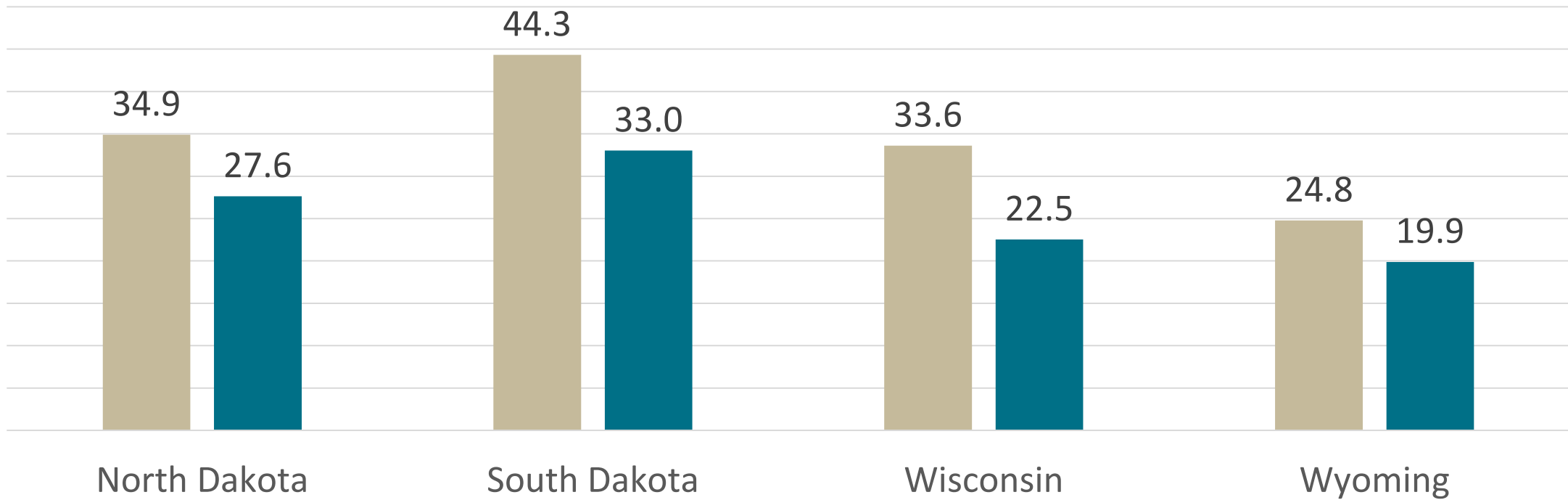
Montana

Oklahoma

■ 2019 ACS AIAN Medicaid Enrollment Rate

■ 2019 IHS User Population Medicaid Enrollment Rate

# COMPARISON OF ENROLLMENT RATES (%)



- 2019 ACS AIAN Medicaid Enrollment Rate
- 2019 IHS User Population Medicaid Enrollment Rate

# COMPARISON OF MATCH DATA TO AMERICAN COMMUNITY SURVEY

## **Two comparisons:**

- (1) How does the 2019 IHS User Population Medicaid Enrollment Data compare to the ACS 2019 Medicaid Enrollment Data?
- (2) How does the 2019 IHS User Population Medicaid Enrollment Data compare to the ACS data of Medicaid Enrollment among those who have access to IHS?



# COMPARISON OF MATCH DATA TO AMERICAN COMMUNITY SURVEY

(1) Comparison to the ACS Medicaid enrollment data:

2019 IHS/CMS AI/AN Medicaid enrollment

2019 ACS AI/AN Medicaid enrollment

(2) Comparison to the ACS “Access to IHS” Medicaid enrollment data:

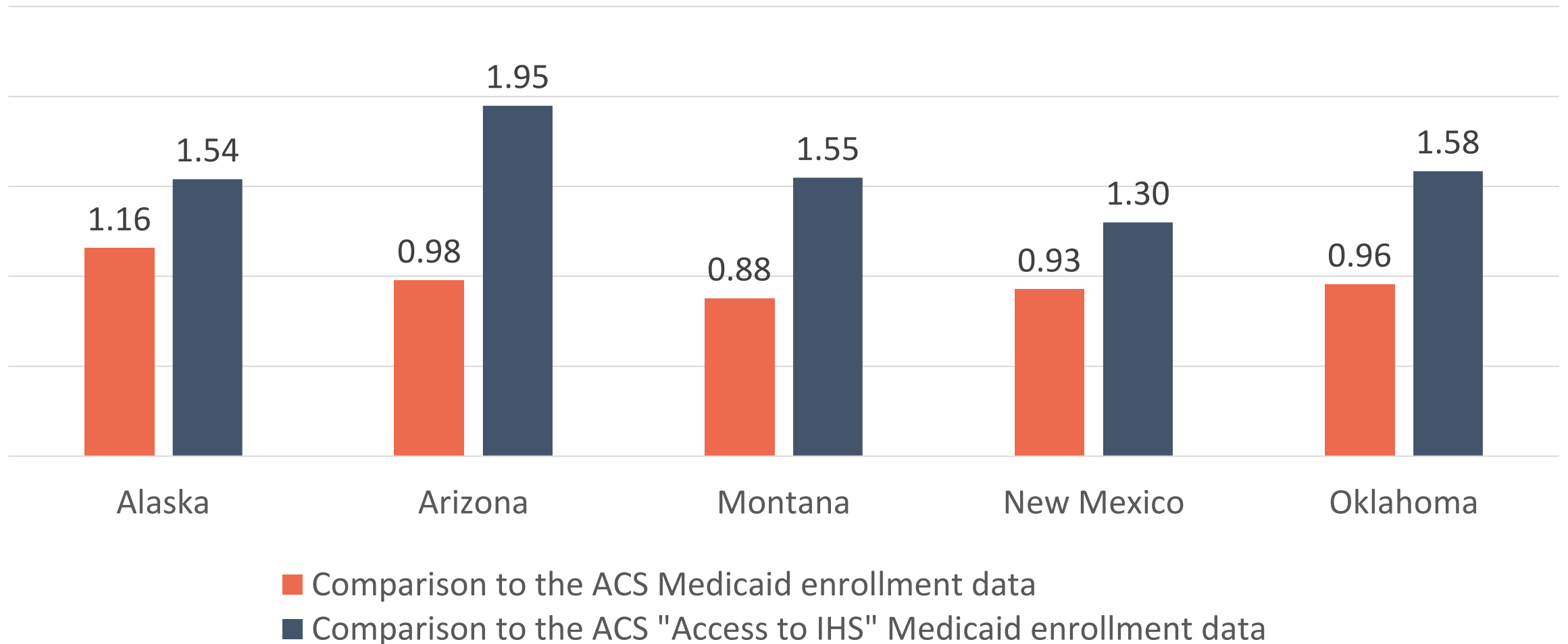
2019 IHS/CMS AI/AN Medicaid enrollment

2019 ACS AI/AN who have access to IHS and are enrolled in Medicaid

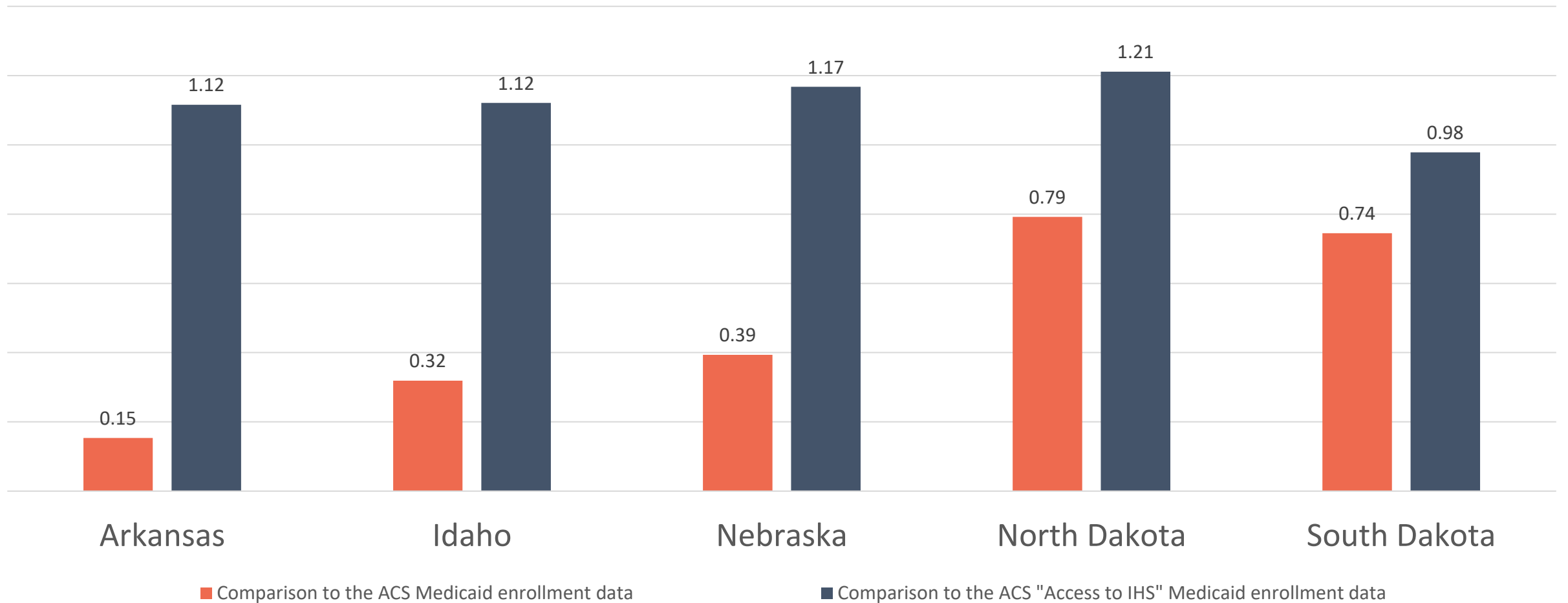
National Indian  
Health Board



# COMPARISON OF MATCH DATA TO AMERICAN COMMUNITY SURVEY



# COMPARISON OF MATCH DATA TO AMERICAN COMMUNITY SURVEY



Thoughts on what might affect the differences  
between the IHS/CMS data match and the  
American Community Survey data?

National Indian  
Health Board





# NEXT STEPS

Next Steps: Request IHS/CMS data for 2020 – to continue working to get a handle on how many IHS users are enrolled in Medicaid. Update this annually.

Concentrate on getting the count of IHS users enrolled in Medicaid for 2020, 2021, 2022, and 2023 to have a baseline.

Are there other goals that TTAG would like to set for this data match?



# REFERENCES

- IHS/CMS Data Match (September 2023) accessed through the VRDC on October 5, 2023 ([www2.ccwdata.org](http://www2.ccwdata.org)).
- United States Census Bureau. (2023) American Community Survey (ACS) 1-year Estimates Public Use Microdata Sample, Vintage 2019. <https://data.census.gov/mdat/#/>.





# THANK YOU

---

Rochelle Ruffer, [rruffer@nihb.org](mailto:rruffer@nihb.org)  
Jeannie Le, [jle@nihb.org](mailto:jle@nihb.org)