

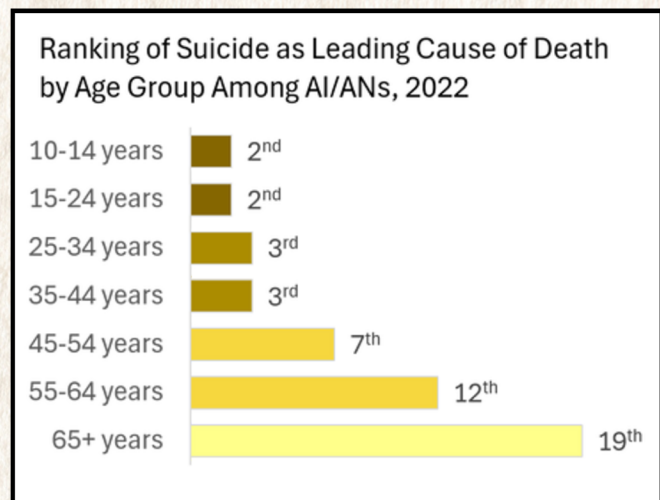
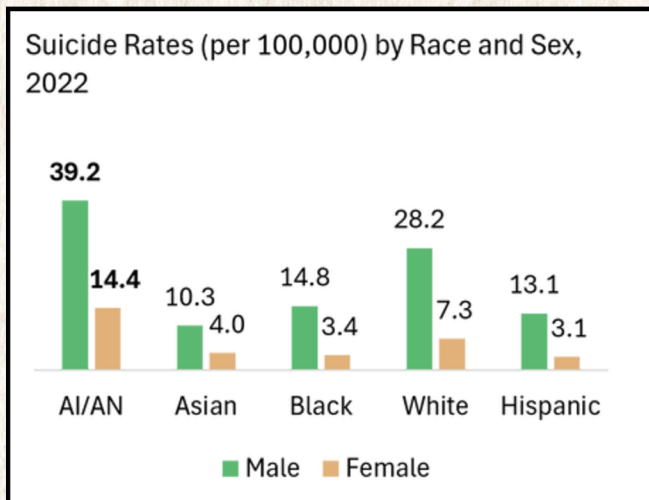
AMERICAN INDIAN AND ALASKA NATIVE SUICIDE FACT SHEET



American Indians/Alaska Natives (AI/ANs) had the highest age-adjusted suicide rate of any racial or ethnic group in 2022.¹

- Suicide was the **9th leading cause of death** for AI/ANs across all ages in 2021 and 2022. In 2023, it was the **8th leading cause**.¹
- The non-Hispanic AI/AN suicide rate increased by **nearly 20%** from 2015 to 2020, compared to **less than one percent** in the overall U.S. population.²

AI/AN suicide rates vary by sex, age, and area (urban vs. rural).

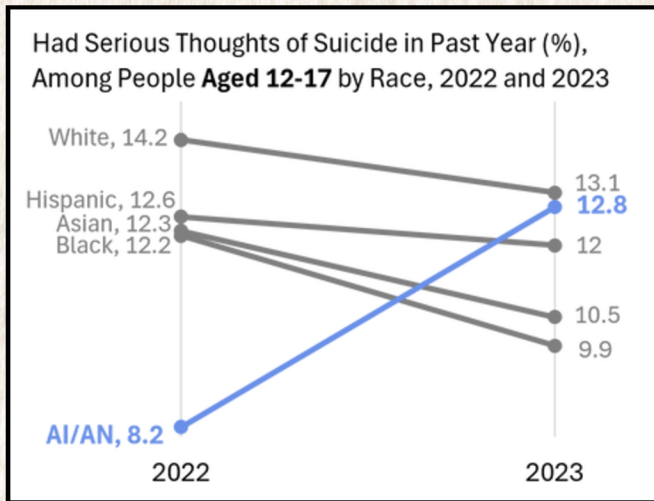


In 2022, AI/ANs had the **highest age-adjusted suicide rates across race and sex** (39.2 deaths per 100,000 for AI/AN men and 14.4 deaths per 100,000 among AI/AN women).¹

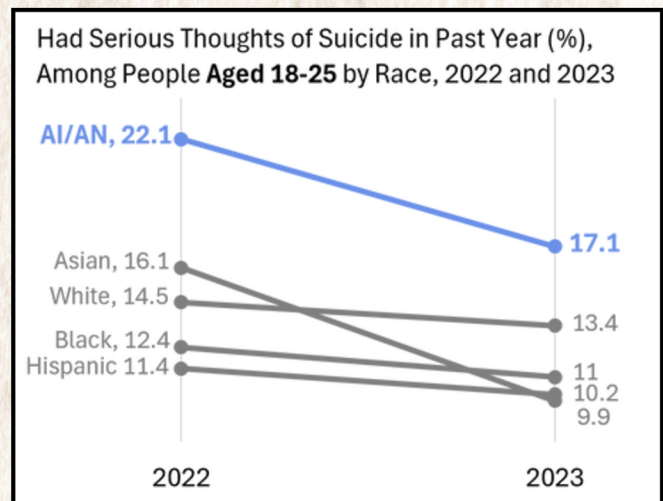
Suicide was the **second leading cause of death** for American Indians/Alaska Natives **ages 10-24** in 2022.¹

From 2015 to 2020, about **one in two AI/AN suicides** (44.8%) occurred in **rural or nonmetropolitan areas**, compared to about one in five (18.7%) for non-AI/ANs from 2015-2020.²

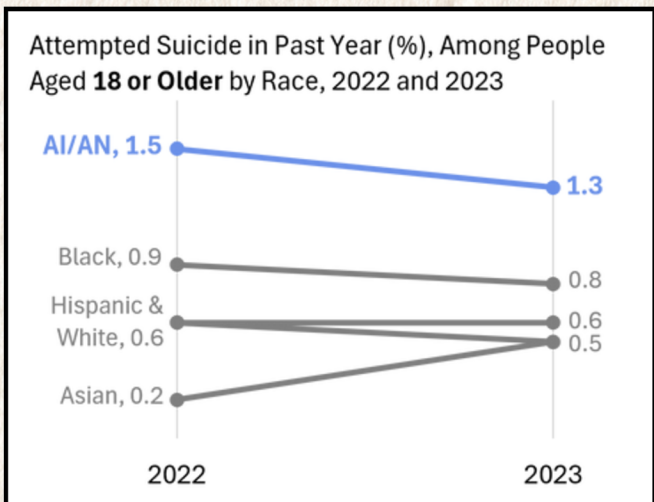
American Indians/Alaska Natives, especially youth and young adults, have high rates of serious suicidal thoughts and attempted suicide.



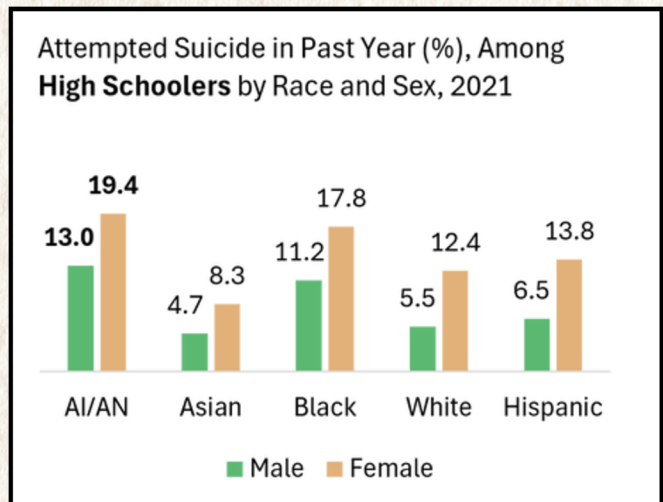
AI/AN youth ages 12-17 experienced increased rates of serious thoughts about suicide from 2022 to 2023.³



AI/AN young adults ages 18-25 had the highest rates of serious thoughts about suicide in 2022 and 2023.³



AI/ANs 18 or older had the highest rates of attempted suicide (one or more in past year) in 2022 and 2023.³



AI/AN high schoolers (especially females) had the highest rates of attempted suicide in 2021.⁴

To learn more about NIHB’s efforts to prevent suicides in Indian Country, email nihbcommunications@nihb.org.

1. According to NVSS 2021, 2022, and 2023 (provisional) data, among Non-Hispanic American Indians/Alaska Natives
2. According to NVDRS 2015-2020 data, among Hispanic and non-Hispanic American Indians/Alaska Natives
3. According to NSDUH 2023 data, among non-Hispanic American Indians/Alaska Natives
4. According to YRBSS 2021 data, among non-Hispanic American Indians/Alaska Natives

